



PT SUPREME CABLE

MANUFACTURING & COMMERCE Tbk.

(PT SUCACO Tbk.)



Product Catalogue

RAILWAY CABLE

QUALITY CABLE
YOU CAN TRUST



Scan For
Catalogue

Rolling stock cables

Recommended for installation in railway vehicles (locomotives, trains, trolleybuses)

Railway signaling cables

The cables are designed in railways signalling networks, and suitable for installation in ducts or laying directly into the ground.

Railway communication cables

Transmitting data through copper and fiber networks to provide control & monitoring on safety critical system including trackside.

Railway power and control traction cables

Mainly design for electrical power transmission and distribution lines with rate voltage AC 0.6/1 (1.2) kV up to 18/30 (36) kV, Suitable for installation in tray, ground, duct and laying directly into the ground traction cable these power cable are used for railways 1500 kV delivering power to the rails and powering on track systems

ROLLING STOCK CABLES

Application : product range is all cables used by moving vehicles , metro and underground rail, These are used for power, control, inside the vehicles with voltage rating 0.6/1 kV, 1.8/3 kV,

Refer To standard BS EN 50264-3-1

Dimensional & Electrical Data

Size	0.6/1 kV	1.8/3 kV	Max. Conductor resistanc at 20 °C	Continous current cariyng capacity at 30 °C	Short circuit current Conductor 1sec.
	Overall dia. (approx.)	Overall dia. (approx.)			
mm ²	mm	mm	ohm/km	A	kA
1.0	2.6	-	20	16	0.14
1.5	3.0	5.6	13.7	25	0.21
2.5	3.5	6.1	8.21	35	0.35
4	4.0	6.7	5.09	45	0.56
6	4.5	7.0	3.39	58	0.84
10	5.4	8.0	1.95	79	1.40
16	6.9	9.5	1.24	106	2.24
25	8.7	11.0	0.795	147	3.50
35	10.2	12.4	0.565	182	4.90
50	12.0	14.0	0.393	222	6.75
70	14.1	15.8	0.277	285	9.45
95	15.8	18.0	0.210	347	12.83
120	17.8	19.9	0.164	404	16.20
150	20.0	21.5	0.132	467	20.25
185	22.2	23.6	0.108	534	24.98
240	25.3	26.7	0.0817	631	32.40
300	27.8	29.2	0.0654	729	40.50



Conductor

Flexible Tinned Coated Copper Wire ref. EN 60228 Class 5

Insulation

Cross Linked Compound Polyolefine

Note :

This for general information for more detail specification and other construction please contact our marketing.


RAILWAY SIGNALING & CONTROL CABLES

Application : The cables are designed in railway signalling networks, armour/non armour, Suitable for installation in tray, ducts or laying directly into the ground

Signaling & Axle counter Cable

Mainly design for Axcel counter fo the transmission of railway signal system, signal quad for trasmitting frequency or DC power or audio frequency.

Ref. Standard : Manufacturing Spec. STEL-K



Type Cable
Cu/PE/JF/AL/PE/STA/PE : T-EJ(Pem)E

Construction :

Conductor	Round solid copper wire
Insulation	Polyethylene
Water Blocking	Jelly compound
Shielded	Aluminium Foil
Inner Sheath	Polyethylene / PVC
Armouring	Double steel tape
Outer Sheath	Polyethylene / PVC

Dimesimal data

Size of cable	Quad	1 ~ 100
	mm	0.6 ~ 1.2


Electrical Data

Size of core	Max. Conductor res. at 20 °C	Min. Insulation res. at 20 °C
mm	ohm/km	ohm.km
0.6	64	5000
0.9	30	5000
1.0	23	5000
1.2	16	5000

Control Cable

This cable is suitable for transmission of railway system control and DC or AC power supply.

Manufacturing Spec. IEC 60228, IEC 60502-1, BS EN 50288-7, Rate voltage 300/500 V up to 0.6/1 (1.2) kV



Type Cable	Rated voltage
Cu/PE/OS/PVC (MSEV)	300/500 V
Cu/PE/CCAB/PVC (MEV-CWB)	300/500 V
Cu/XLPE/PE (N2X2Y)	0.6/1 (1.2) kV
Cu/XLPE/PE/DSTA/PE (N2X2YB2Y)	0.6/1 (1.2) kV

Conductor Round copper wire (class 1 or class 2)

Insulation Polyethylene or Cross linked polyethylene

Shielded Aluminium foil/ Braided

Inner Sheath Polyethylene / LSZH/PVC

Armouring*) Double steel tape

Outer Sheath Polyethylene / LSZH/PVC

*) Direct burried

Dimensional Data

No. of core	Core	2 ~ 50
Size of cable	mm ²	0.5 ~ 10

Electrical Data


Size of core	Max. Conductor res. at 20 °C	Test voltage
mm	ohm/km	kV/min
0.5	36	300/500 V = 2 kV/min 0.6/1 (1.2) kV = 3.5 kV/5 min
0.75	24.5	
1.0	18.1	
1.5	12.1	
2.5	7.41	
4	4.61	
6	3.08	
10	1.83	

RAILWAY COMMUNICATION CABLES

Application : Mainly design for transmitting data through copper and fiber networks to provide control & monitoring on railway tracks

Ref. standar : ITU-T G652.D, ITU-T G655.C , IEC 60794-3, STEL-K

Outdoor Fiber Optic Cable



Aplication	Type Cable
Aerial	SM.D AD 100 LT
Duct	SM. D D WG LT
Direct Burried	SM. D B WG LT DSTA

Construction :

Core	Fiber optic
Loose Tube	PBT
Strength Member	FRP or STEEL
Strain Element	Aramid Yarn
Water Blocking	Jelly / Yarn / Tape
Inner Sheath*)	Polyethylene /LSZH
Armouring*)	Double steel tape
Outer Sheath	Polyethylene /LSZH

*) Direct burried


Parameter Data

Size of cable	2 ~ 288 Core
Type Fiber	G 652. D dan G 655. C

Fiber Optic

Attenuation	G652.D	G655.C
1310 nm	0.36	0.22
1550 nm	0.23	0.35

LAN/ UTP Cable



Unshielded Twisted Pair

Conductor	Copper
Insulation	Polyethylene
Outer Sheath	PVC

Type	Size of cable
Category 5E	4P x 24 AWG
Category 6	4P x 24 AWG

Outdoor Telecommunication Cable



Non Armour	Cu/PE/JF/AL/PE T-EJ(Pe)E
Armour	Cu/PE/JF/AL/PE/STA/PE T-EJ(Pem)E

Construction :	
Conductor	Round solid copper wire
Insulation	Polyethylene
Water Blocking	Jelly compound
Shielded	Aluminium foil
Inner Sheath*)	Polyethylene / LSZH
Armouring*)	Double steel tape
Outer Sheath	Polyethylene / LSZH
*) Armour	

Dimensional Data

Size of cable	pair/Quad	1 ~ 100
	mm	0.6 ~ 1.0

Electrical Data

Size of cable	Max. Conductor res. at 20 °C	Min. Insulation res. at 20 °C
mm	ohm/km	ohm.km
0.6	64	5000
0.8	36	5000
1.0	23	5000

RAILWAY POWER & TRACTION CABLES

Application : Mainly design for electrical power transmission and distribution lines with rate voltage AC 0.6/1 (1.2) kV up To 18/30 (36) kV, Suitable for installation in tray, ground. duct and laying directly into the ground

Low Voltage Power Cable

PVC/XLPE Insulated, armour and without armour,
Standar Ref. : IEC 60502-1, IEC 60332-1, IEC 60228



Conductor	Aluminium or Copper
Insulation	PVC/ XLPE
Bedding	PVC/LSZH
Armour *)	Aluminium wire armoured (AWA) (for single core) or steel wire Armoured (SWA) (for multicore)
Sheath	PVC/LSZH
*) Other construction available upon request.	

Dimensional Data

No. of core	Core	1 ~ 5
Size of cable	mm ²	1.5 ~ 1000

Electrical Data

Rated Voltage	Test voltage (5 min)
0.6/1 (1.2) kV	3.5 kV/5 min
1.8/3 (3.6) kV	6.5 kV/5 min

Medium Voltage Power Cable

XLPE Insulated, armour and without armour.
Standar Ref. : IEC 60502-2, IEC 60332-1, IEC 60228



Conductor	Aluminium or Copper
Conductor Screen	Semi-conductive compound
Insulation	Cross linked polyethylene (XLPE)
Insulation Screen	Semi-conductive compound
Metallic Screen	Copper tape or Copper wire
Bedding	PVC/LSZH
Armour *)	Aluminium tape/Wire armoured (AWA/DATA) (for single core) or Double steel tape armoured (DSTA)
Sheath	PVC/LSZH
*) Other construction available upon request.	

Dimensional data :

No. of core	Core	1 & 3
Size of cable	mm ²	25 ~ 1000

Electrical Data :

Rated Voltage	Test voltage (5 min)
3.6/6 (7.2)	12.6 kV
6/10 (12)	21 kV
8.7/15 (17.5)	30 kV
12/20 (24)	42 kV
18/30 (36)	63 kV

Note : this for general information for more detail specification and other construction please contact our marketing



Head Office :
Jl. Kebon Sirih No. 71, Jakarta 10340
Phone : (62-21) 3100525
Website : www.sucaco.com

Marketing Office :
Jl. Daan Mogot Km. 16, Jakarta 11850
Phone : (62-21) 5402066, 6190044
E-mail : sales@sucaco.com